

# The Mayor's Challenge

**“Please develop a Community solution to traffic and tourism management in Hahei ... or we will do it for you”**

Hahei April 2017

**Our Community welcomed the challenge and we have developed a comprehensive plan with Mercury Bay Community Board and Staff**

# The Challenge...



## Hahei Beach Road

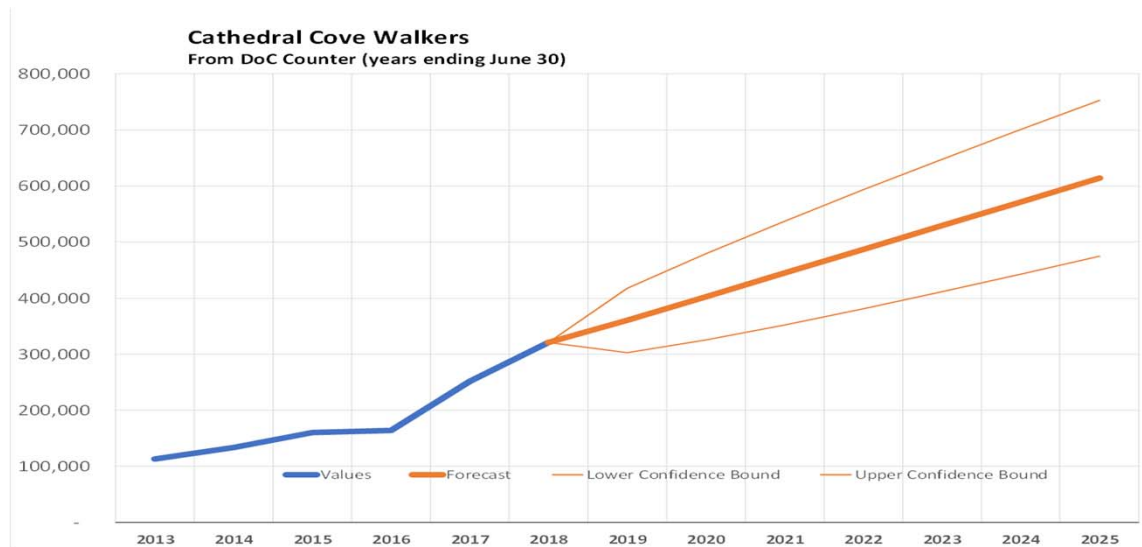
26,365 Vehicle Movements Dec 27 to Jan 4  
Max Speed – 139kph

**“Do nothing” is not an option**

# Visitor Forecasts

- Currently 3000 to 4000 walkers per day in Summer
- Plus Water based services and beach visitors

Year	Overseas Visitors	Visiting Cathedral Cove
2018	3.7m	8% (300,000)
2024	5.1m	12% (600,000)



- We have no control over increasing visitor numbers
- Gateway to Cathedral Cove. Walkers, Water taxi, Kayaks etc.

***We are an International Tourist destination***  
***Doing nothing is not an option***

# Key Principles of Plan

1. Preserve quality of life of local Residents & Ratepayers
2. Safety of Residents and Visitors critical
3. Cautiously invest Tourist Infrastructure
4. Maximise income from Visitors, re-invest locally.
5. Long Term, sustainable, uniquely Coromandel Solution

....good for your soul....

***Developed by Hahei Community with Whitianga TCDC Team***



# **Traffic Management Plan Overview**

- 1. Grange Rd Car Park upgrade – Pay & Display (\$75k for 5 months)**
- 2. New Visitor Car Park – Operational now, but must be expanded now**
- 3. Traffic Management plan for Commercial Area**
- 4. Develop Hahei Village Street management plan**
- 5. Beach Front Car Park upgrade, implement Pay & Display**
- 6. Long term – create a Walking Village**

## **Long Term Vision**

**Hahei – Coromandel's most beautiful Walking Village**

# Village Parking Options

## Do Nothing

- No Progress
- Another Report...
- Reactive management
- We must get on top of the problem

## Selected Street Parking Controls

- Shifts parking problem around Village
- Grange Rd example
- Signs/Road marking contrary to Community feedback

## Village Wide Resident Parking

- Sustainable, Long Term Solution
- Community Supported
- Complies with agreed principles
- Collaborative implementation
- ***Preferred option***

Visitor Car Park must be expanded before we implement Residential Parking

**Residential Bylaw is crucial part of long term plan**

# Hahei Community Traffic Survey

- Carried out from 6 to 24 June 2018
- 271 Responses
  - 34% residents (90)
  - 83% own property (215)
- Summary in Appendix 1
- Complete response (45 pages) delivered to TCDC staff

**Key Message – “Please preserve our Village”**

# Hahei Community Traffic Survey

## Seasonal Bylaw Controls?

Yes



90.46%

## What is your preferred traffic management solution?

Village Wide Residential Parking



55.56%

Selected Street Parking Controls



32.57%

Do Nothing

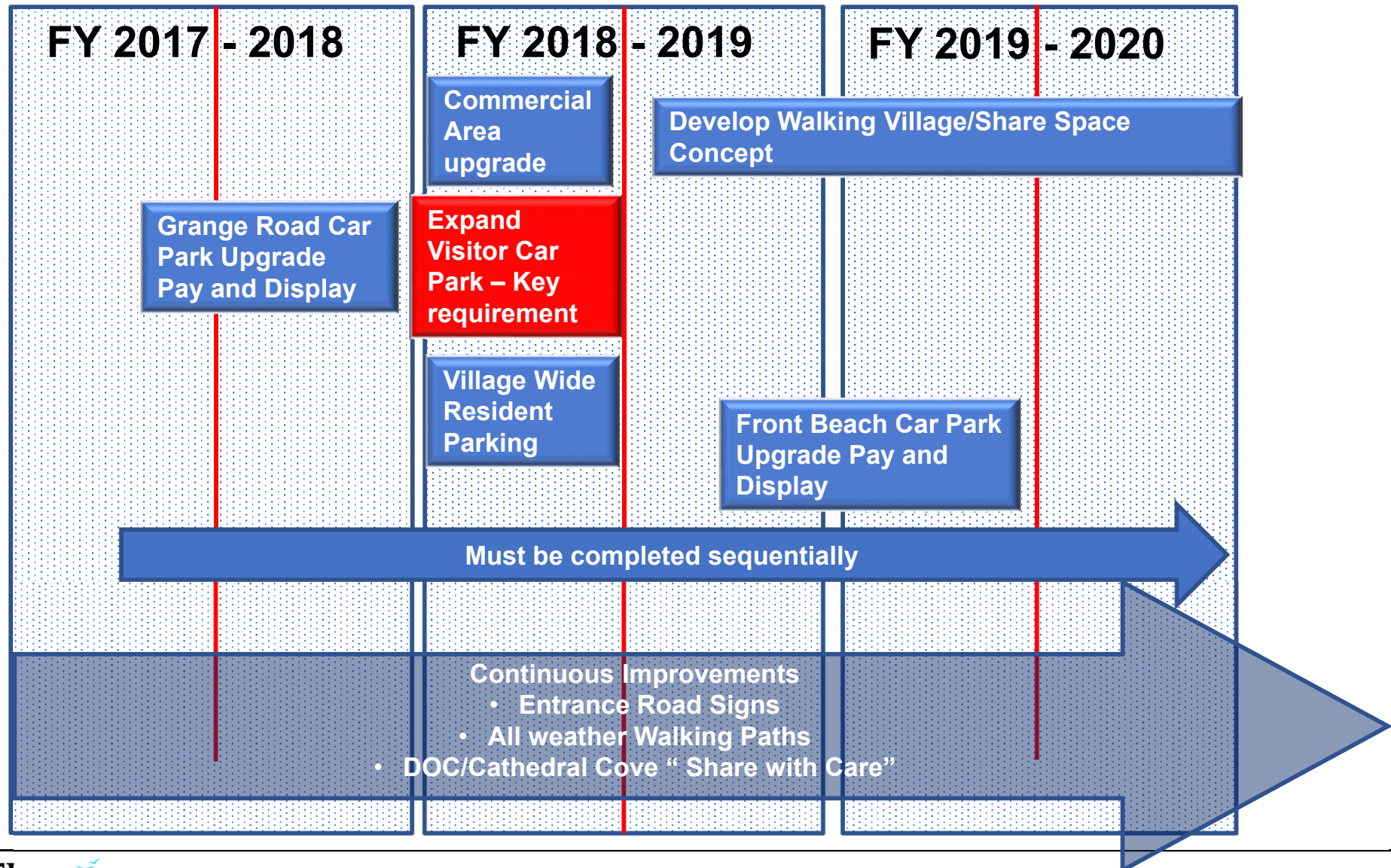


14.50%

**Overwhelming support for Parking Bylaw**



# Implementing Traffic Management Plan



# Hahei Community's Recommendations

## **1. Expand Visitor Car Park**

- Bring forward \$172k to 2018/19

## **2. Proceed with Village Wide Resident Parking**

- “Do Nothing” is not an option

## **3. Develop Walking Village Concept (Shared Spaces)**

**Please support our recommendations**  
**Community Empowerment in Action**

**Thank You  
for your time**

# Appendix

## Summary of Hahei Community Traffic Survey Results

# Hahei Community Survey

To control parking in Hahei Village, there are 3 options.

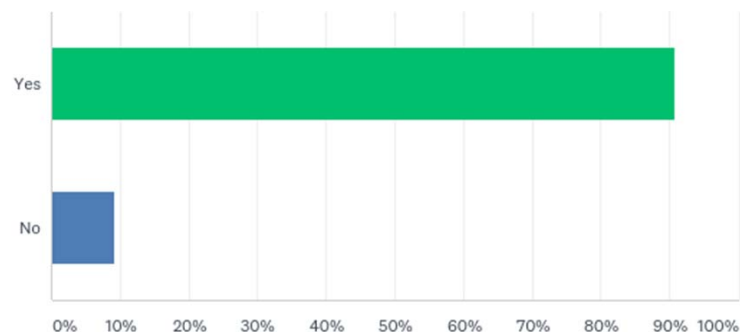
- Do nothing
- No-parking restrictions, similar to Grange Rd, on selected streets. This means dotted yellow lines on selected streets.
- Resident parking only throughout the whole of Hahei Village. This may mean no dotted yellow lines or signage on streets. There would one big sign at entrance to Hahei Village stating Resident Parking only and advising visitors to park in the Visitor Car Park.

Which one would you prefer?

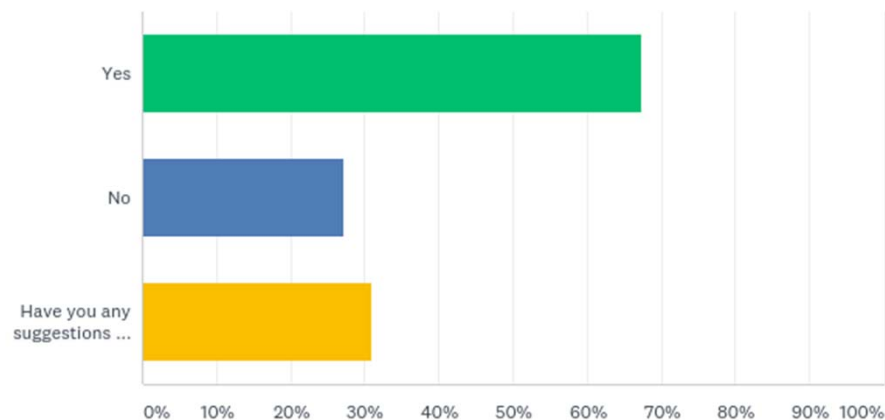
ANSWER CHOICES	RESPONSES	
Do nothing	14.56%	38
No parking in selected streets?	32.57%	85
Village wide residential parking only	55.56%	145
Total Respondents: 261		

# Hahei Community Survey

Q1: Parking controls in Hahei will operate from 1 October to 30th April. This is consistent with the Park and Ride bus service and drop only at Grange Rd Car Park. Do you agree that parking controls should be seasonal?



Q4: If we go with residents parking permits, it is proposed they would apply from 8.00am to 6.00pm. This would apply from 1 October to 30th April. Do you agree?



Q3: If you chose no parking in selected streets, please choose the streets.

ANSWER CHOICES	RESPONSES	
Hahei Beach Road?	26.44%	69
Harsant Ave?	3.45%	9
Dawn Ave?	1.92%	5
Wigmore Cres?	4.98%	13
Pa Road?	6.13%	16
Other (please specify)	57.09%	149
TOTAL		261

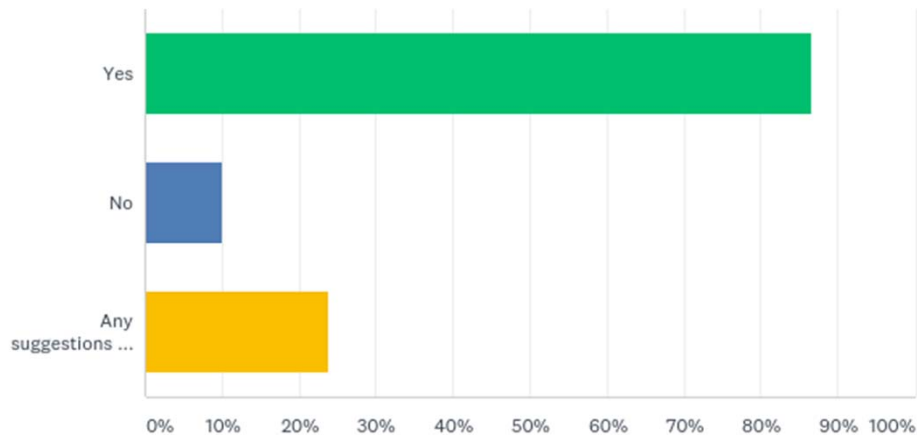
Q5: How many resident parking permits per household would be appropriate?

ANSWER CHOICES	RESPONSES	
One	7.28%	19
Two	35.25%	92
More than two	45.21%	118
Have you any comments on the number of resident parking permits per household	37.55%	98
Total Respondents: 261		

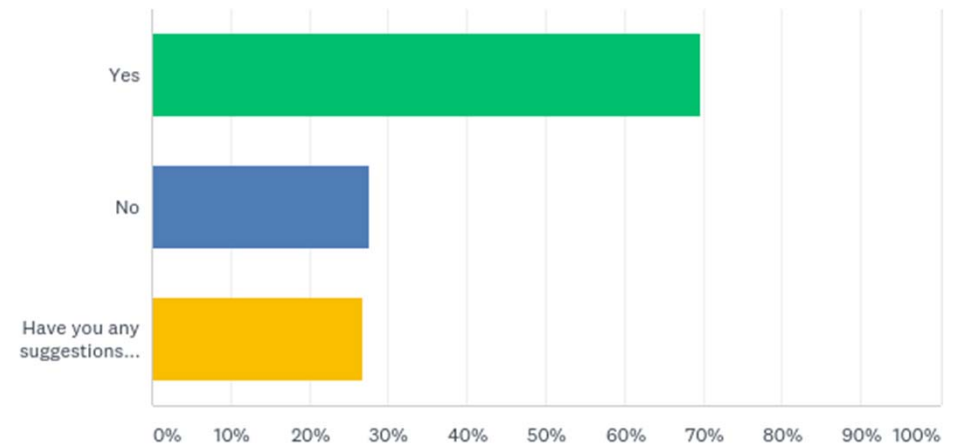


# Hahei Community Survey

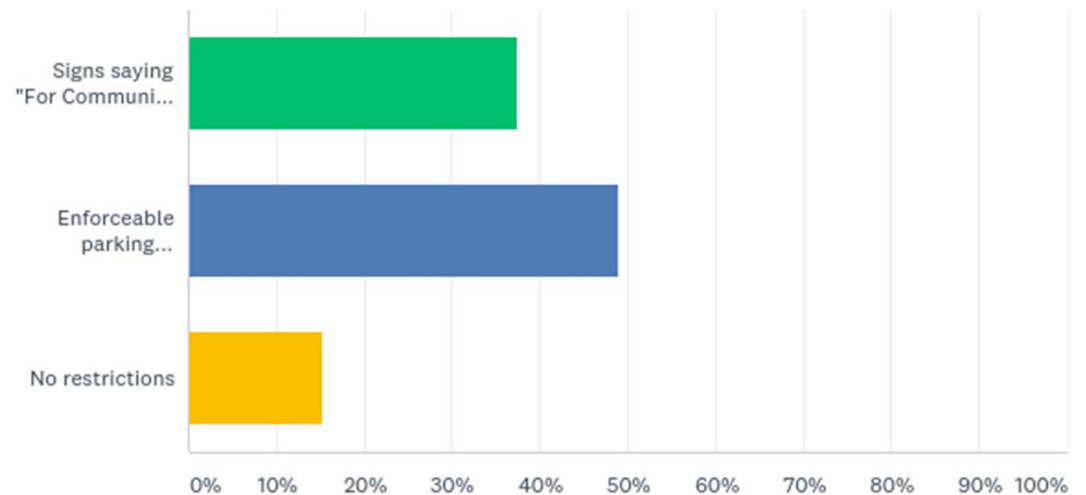
Q6: It is proposed that parking outside the shop will be restricted to 30 mins. Do you agree?



Q7: It is proposed that we create a bus stop on Hahei Beach Rd, outside the shop. The Park and Ride and other large buses would stop there. Small buses and delivery vans etc. will still be able to park immediately outside the shop. This means the 5 vehicle parks on Hahei Beach Road will be removed Do you agree?

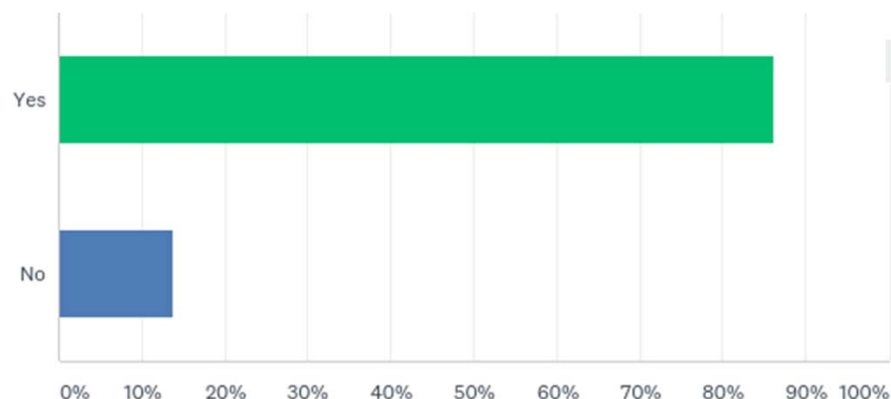


Q9: Controlling parking outside the Community Hall is a challenge as it gets used for many purposes. Please tell us what you prefer



# Hahei Community Survey

Q10: A new pedestrian crossing being consider to cross Hahei Beach Road, just before Cathedral Court. This will allow pedestrians to access the shops, catch the bus, and walk to Cathedral Cove via the left hand side of Grange Road or via the beach.Do you are agree?



Q8: What should the maximum speed limit be in Hahei Village?

ANSWER CHOICES	RESPONSES	
40 kph	74.71%	195
50 kph	25.67%	67
Total Respondents: 261		

Q11: Please tell us about you

ANSWER CHOICES	RESPONSES	
Do you normally live in Hahei?	34.36%	89
Do you own property in Hahei?	83.01%	215
Do you normally holiday in Hahei in summer?	55.98%	145
Are you a financial member of the Hahei Residents and Ratepayers Association.	67.57%	175
Total Respondents: 259		